

Rank	Name	School	Team
1	Chen, Yimo	Lincoln Academy	On Official Team
2	Chang, Timothy	Lincoln Academy	On Official Team
3	Shin, Eddy	Greensboro Day School	On Official Team
4	Shin, Marc	Greensboro Day School	On Official Team
5	Wang, Eric	Lincoln Academy	On Official Team
6	Ruhm, Peter	Lincoln Academy	On Official Team
7	Chung, Austin	Northwest Guilford Middle Scho	On Official Team
8	Liu, Kelsey	Lincoln Academy	
9	Revankar, Rishad	Westchester Country Day School	On Official Team
10	Zhang, Andrew	Lincoln Academy	
11	Rogers, Jonathan	Greensboro Day School	On Official Team
12	Marsh, David	John R. Kernodle Middle School	
13	Badve, Aditya	Greensboro Day School	
14	Bililign, Ephraim	Lincoln Academy	
15	Myers, Katie	Westchester Country Day School	On Official Team
16	Xie, Wanlin	Lincoln Academy	
17	McCormick, Sam	John R. Kernodle Middle School	On Official Team
18	Juberg, Christopher	North Asheboro Middle School	On Official Team
19	Bates, Peter	John R. Kernodle Middle School	On Official Team
20	Shah, Kanan	Western Alamance Middle School	On Official Team
21	Cobb, Alex	High Point Christian Academy	On Official Team
22	Hayes, Jacob	Randleman Middle School	On Official Team
23	Wood, Michael Elijah	Triad Math and Science Academy	On Official Team
24	Starr, Hannah	Randleman Middle School	On Official Team
25	Garg, Aditya	John R. Kernodle Middle School	
26	Williams, June	John R. Kernodle Middle School	On Official Team

Rank Team

- 1 Lincoln Academy
- 2 Greensboro Day School
- 3 John R. Kernodle Middle School
- 4 Westchester Country Day School
- 5 Northwest Guilford Middle School
- 6 Mendenhall Middle School
- 7 Kiser Middle School

Most Improved School: Greensboro Day School

Best New School: Westchester County Day School

Advancement

These Teams Qualify for Advancement to the Next Level:

Team Rank	Team	Student Rank	Student
1	Lincoln Academy		Head Coach: Foster, Stella
		1	Chen, Yimo
		2	Chang, Timothy
		5	Wang, Eric
		6	Ruhm, Peter
2	Greensboro Day School		Head Coach: Love, Cheryl
		3	Shin, Eddy
		4	Shin, Marc
		11	Rogers, Jonathan
		51	Wang, Drew

These individual students qualify for advancement to the next level:

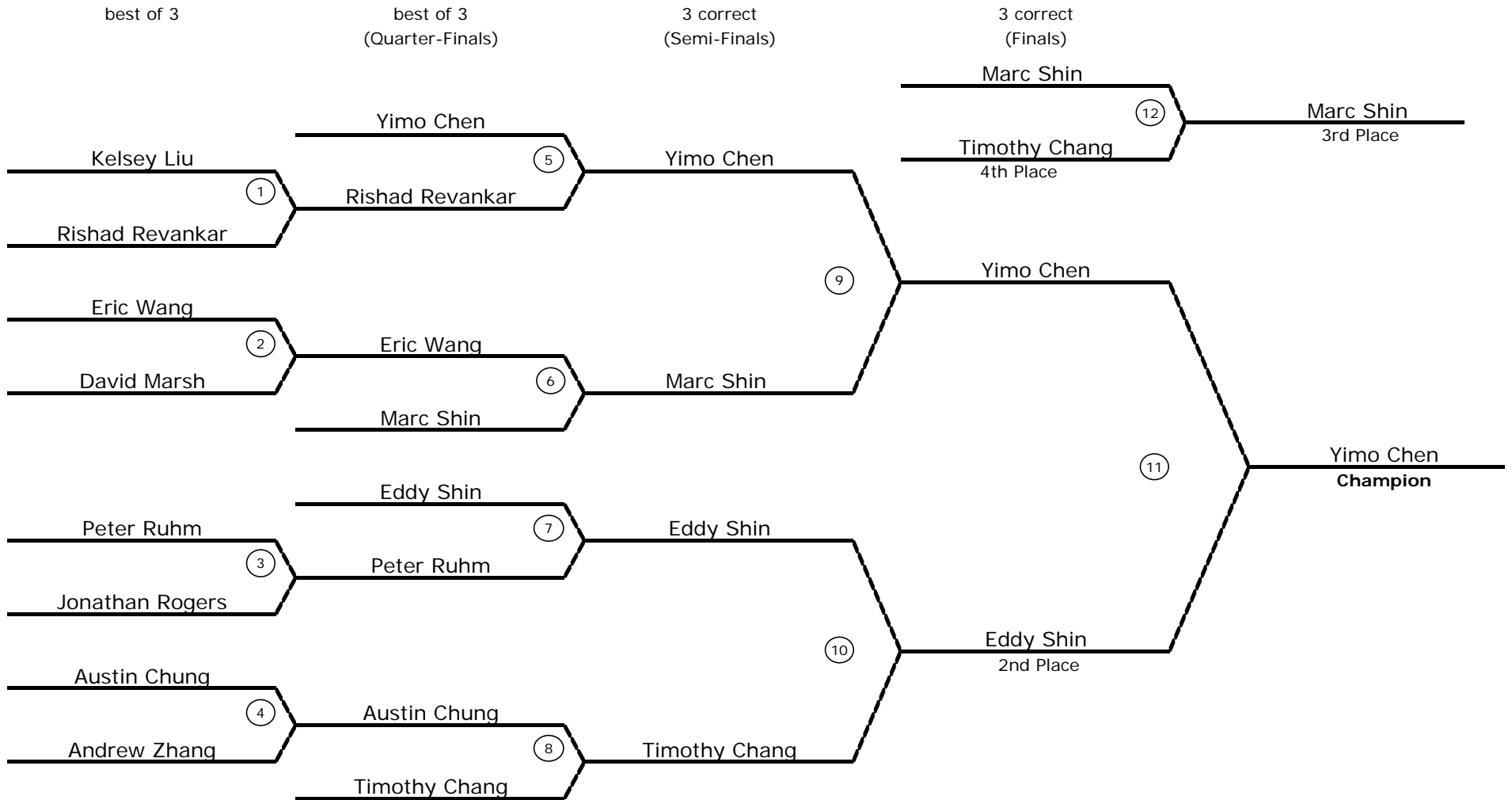
Rank	Total Score	Sprint Score	Target Score	Rank	Total Score	Sprint Score	Target Score	Rank	Total Score	Sprint Score	Target Score
1	46	30	16	33	26	16	10	65	20	10	10
2	42	26	16	34	26	16	10	66	20	8	12
3	39	25	14	35	26	16	10	67	19	15	4
4	39	25	14	36	26	16	10	68	19	13	6
5	39	23	16	37	26	16	10	69	19	11	8
6	38	24	14	38	26	14	12	70	19	11	8
7	37	21	16	39	26	12	14	71	19	11	8
8	35	23	12	40	25	17	8	72	19	11	8
9	34	22	12	41	25	15	10	73	18	16	2
10	34	20	14	42	25	13	12	74	18	14	4
11	33	21	12	43	24	14	10	75	18	14	4
12	33	19	14	44	24	14	10	76	18	12	6
13	32	20	12	45	24	14	10	77	18	12	6
14	32	20	12	46	23	17	6	78	17	13	4
15	32	20	12	47	23	15	8	79	17	11	6
16	30	20	10	48	23	13	10	80	17	11	6
17	30	20	10	49	23	11	12	81	17	9	8
18	30	18	12	50	22	16	6	82	16	12	4
19	29	19	10	51	22	16	6	83	16	10	6
20	29	17	12	52	22	14	8	84	16	10	6
21	29	17	12	53	22	14	8	85	16	8	8
22	28	20	8	54	22	12	10	86	16	6	10
23	28	18	10	55	22	12	10	87	14	12	2
24	28	18	10	56	22	10	12	88	14	8	6
25	28	16	12	57	21	15	6	89	12	10	2
26	27	19	8	58	21	15	6	90	12	8	4
27	27	19	8	59	21	13	8	91	12	6	6
28	27	17	10	60	21	13	8	92	11	9	2
29	27	15	12	61	21	11	10	93	11	7	4
30	27	15	12	62	21	11	10	94	11	5	6
31	26	18	8	63	21	9	12	95	9	7	2
32	26	18	8	64	20	14	6	96	9	7	2

Rank	Total Score	Sprint Score	Target Score	Rank	Total Score	Sprint Score	Target Score	Rank	Total Score	Sprint Score	Target Score
97	9	7	2								
98	9	7	2								
99	9	5	4								
100	9	5	4								
101	7	5	2								
102	2	2	0								

Rank	Team Total	Team Round	Average of Student Scores
1	61.25	20	41.25
2	53.25	20	33.25
3	48.25	20	28.25
4	45.00	16	29.00
5	43.00	18	25.00
6	39.50	16	23.50
7	37.75	16	21.75
8	37.25	12	25.25
9	36.25	12	24.25
10	32.75	10	22.75
11	32.25	12	20.25
12	30.75	10	20.75
13	29.50	10	19.50
14	28.75	10	18.75
15	28.75	10	18.75
16	24.00	8	16.00
17	18.75	4	14.75

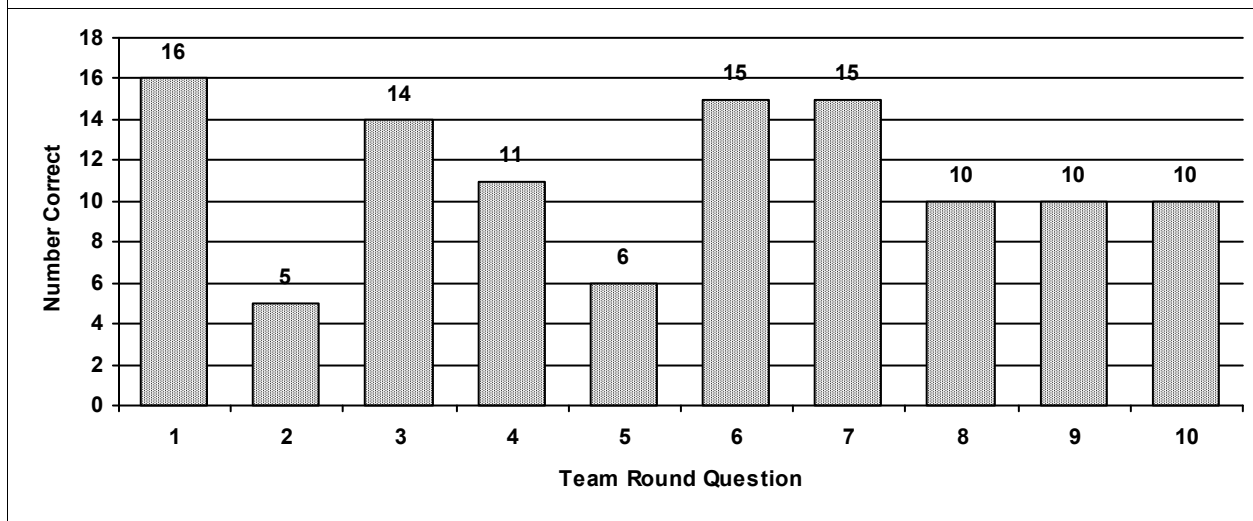
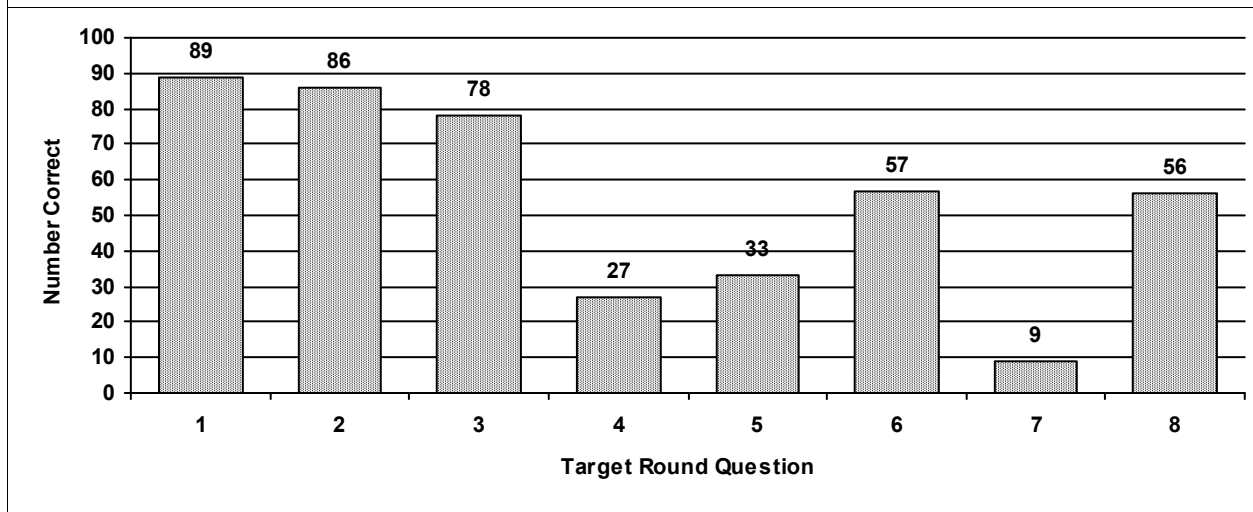
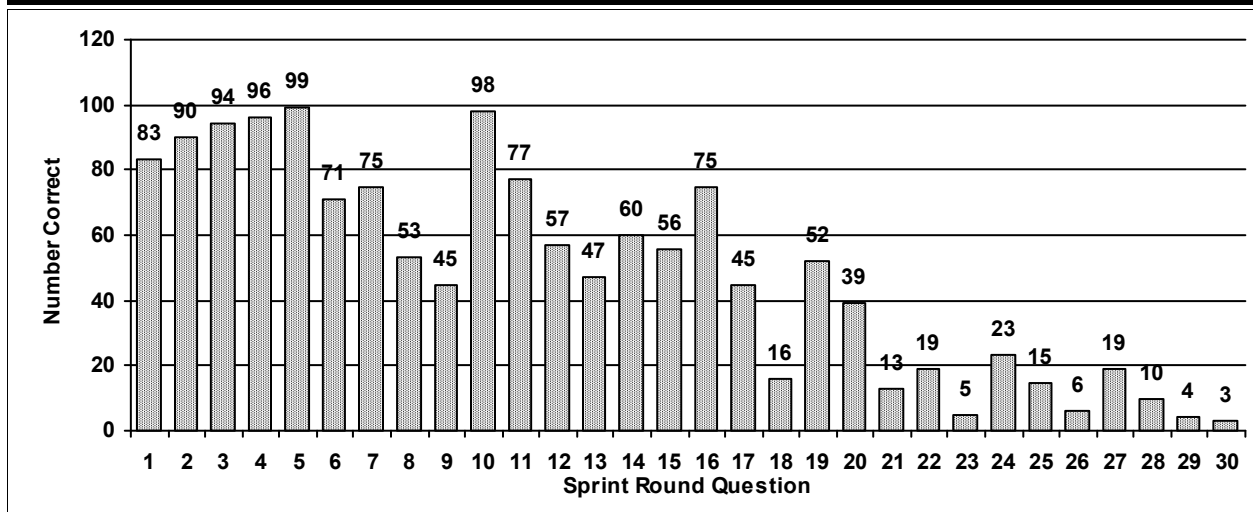
Countdown Round Pairings

2009 MathCounts Competition

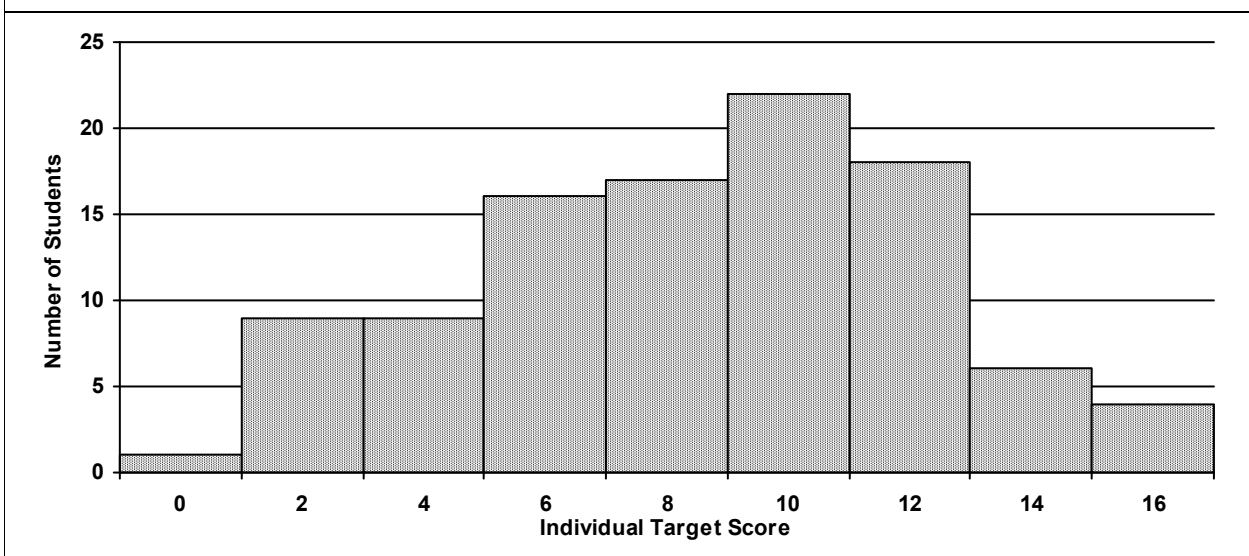
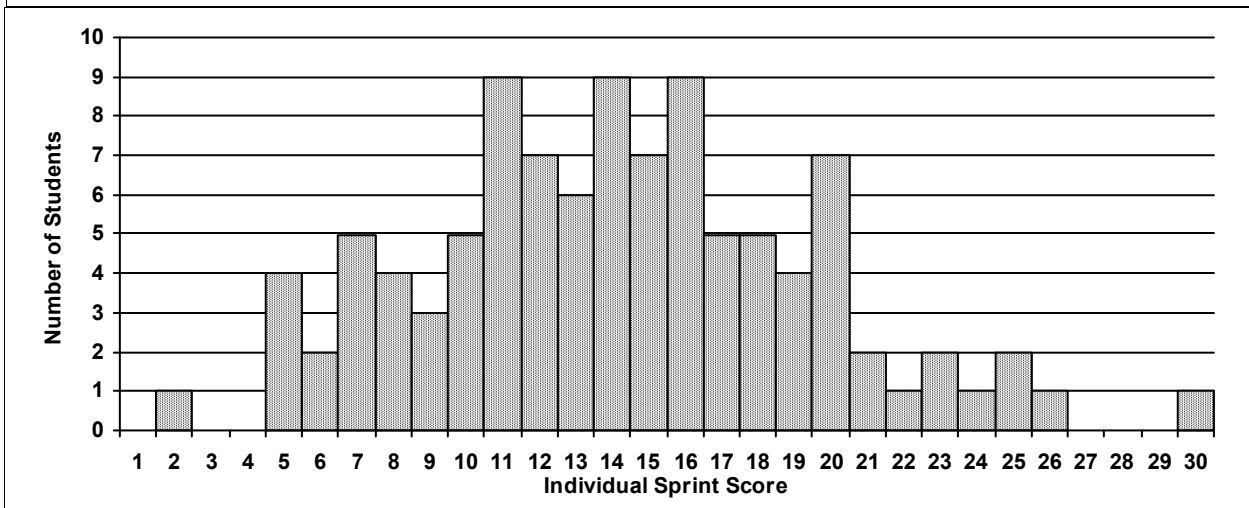
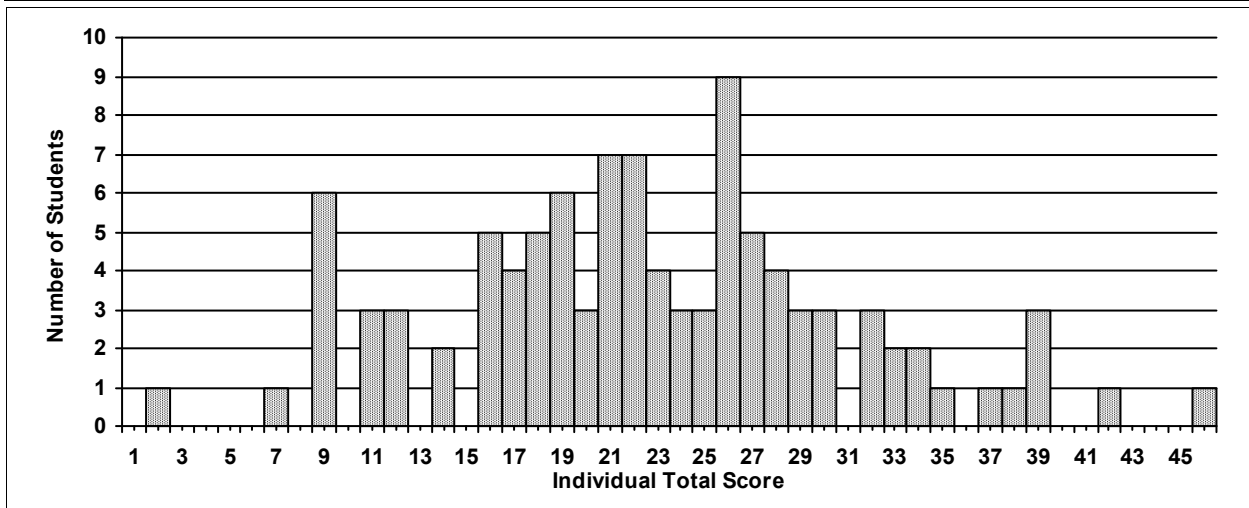


Question Analysis

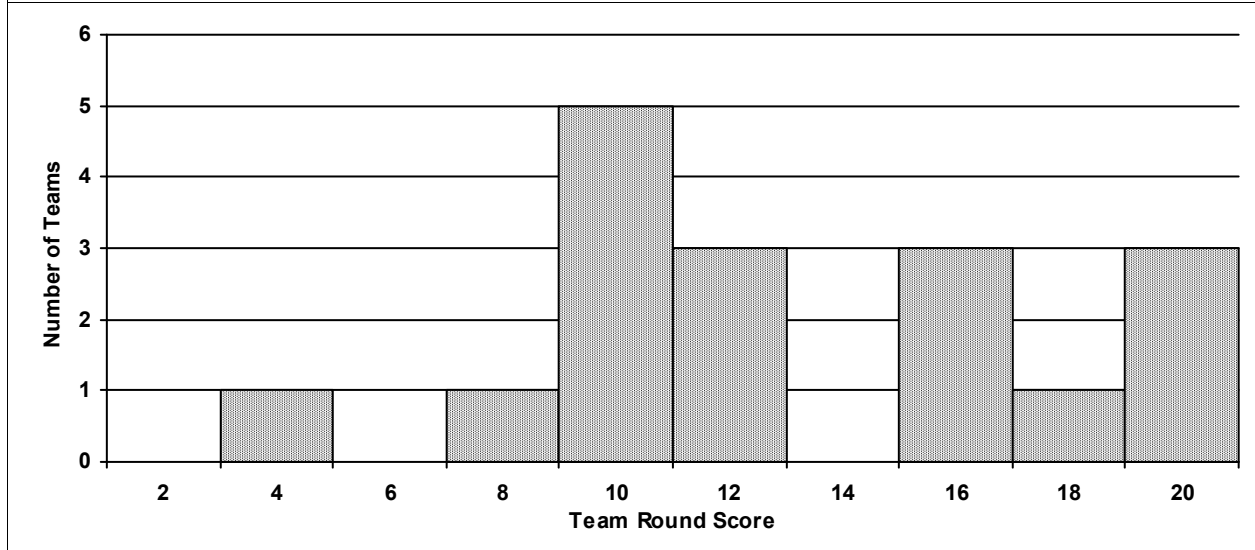
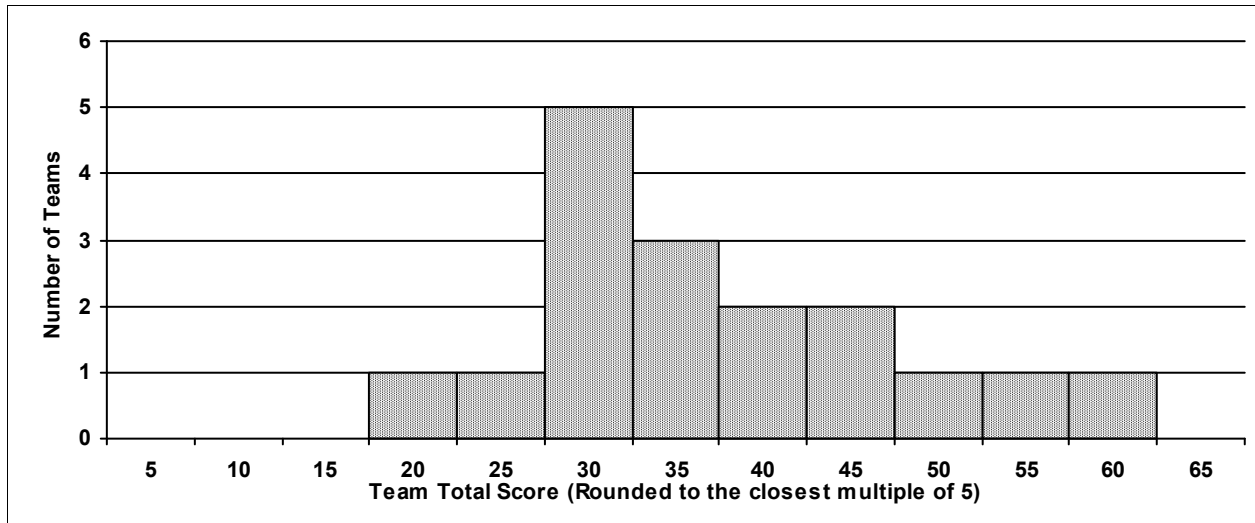
Saturday, February 7, 2009



Score Distribution



Score Distribution



Scoring Statistics

	----- Individual -----			----- Team -----	
	Indiv. Total	Sprint Score	Target Score	Team Total	Team Round
Minimum	2.00	2.00	0.00	18.75	4.00
Average	22.70	14.17	8.53	36.88	13.18
Maximum	46.00	30.00	16.00	61.25	20.00
Std. Dev.	8.28	5.30	3.74	10.78	4.69

Grade / Ethnicity / Gender Distribution

Grade	Ethnicity	Gender:			Total
		M	F	U	
6	A	1	3		4
	B	1	4		5
	C	7	4		11
	N	1			1
	O			1	1
	U			2	2
7	A	5	3		8
	B	1	1		2
	C	12	10		22
	H	1			1
	O	1	1		2
	U	1	2		3
8	A	7	3		10
	B	2	2		4
	C	13	7		20
	H		3		3

MATHCOUNTS**North Piedmont MATHCOUNTS**

North Carolina A&T State University

Competition Statistics

Saturday, February 7, 2009

O	1	1		2
U	1			1
Total	55	46	1	102